Phaata.com
Logistics Marketplace

Week 42 *22/10/2026*

INTERNATIONAL LOGISTICS MARKET UPDATE

- International shipping and logistics market update - Week 42/2026
- World container freight rates
- Update on featured market news
- International time charter rates
- Shipping Schedules: COSCO SHIPPING | SITC
- Flight Schedules: GARUDA INDONESIA | PHILIPINNE AIRLINES | VIETJET AIR CARGO

SNP LOGISTICS ONE-STOP SERVICES. MULTIPLE BENEFITS | MAGICAL | AIL ALLIANCE INTERNATIONAL LOGISTICS | LEGEND CARGO LOGISTICS | THILOGI

International Shipping and Logistics Market Update - Week 42/2026 | Phaata

1. World Container Index Week 42/2026

Drewry's World Container Index (WCI) for Week 42/2026 (from October 12 to October 18, 2026) increased by 3.08% compared to the previous week, reaching $4,485/FEU.

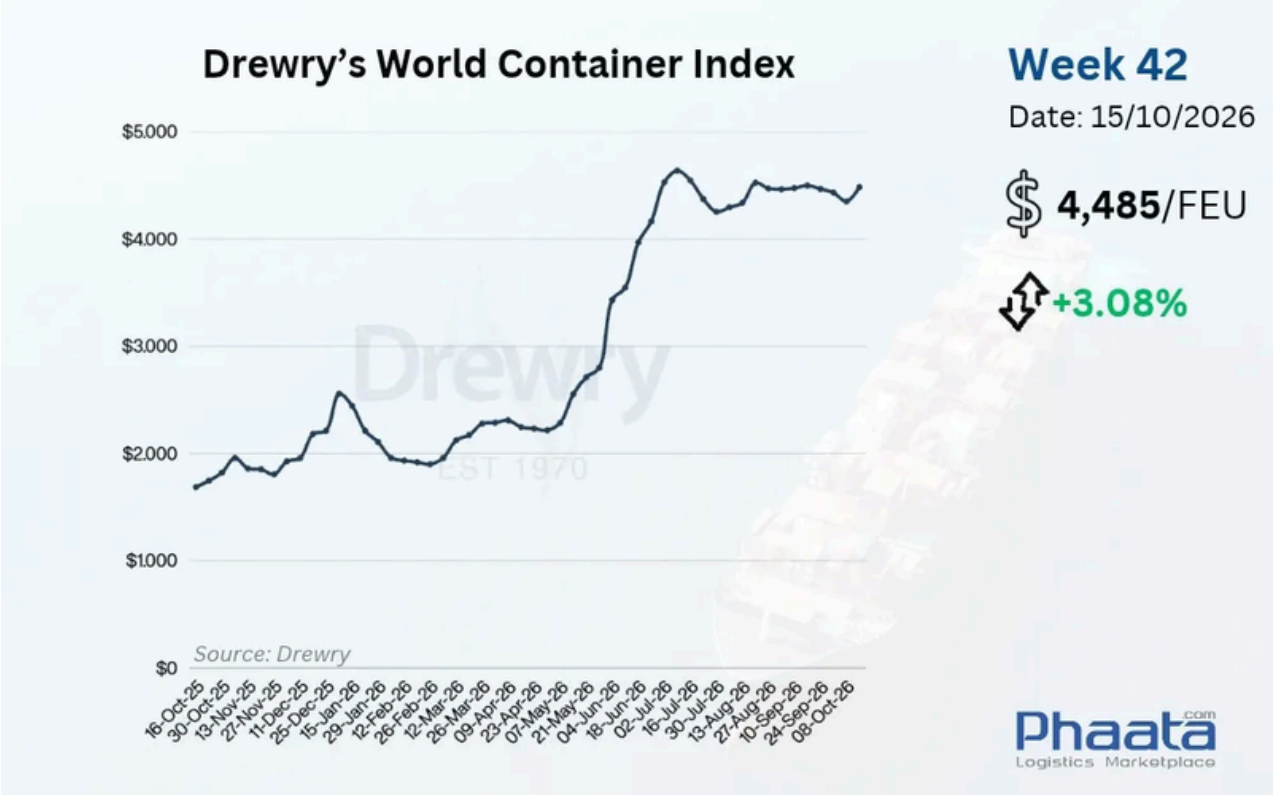

Drewry's World Container Index Week 42/2026 (Photo: Phaata)

2. Asia-North America Ocean Freight Rates

Supply and Demand:

Post-Golden Week Capacity Injections: Following China's Golden Week holiday, operational activities on the trade lane are gradually resuming. Several carriers have begun deploying extra loaders to inject additional transport capacity and clear the post-holiday cargo backlog. The efficacy of this measure will hinge on the scale of deployment and operational conditions at the ports.

U.S. Import Container Volumes Hit Record Highs: Import demand continues to be a standout factor on this route. According to provided data, total U.S. import container volumes in September reached a record high for the month at 2.55 million TEUs; notably, imports from China surged by 21.2% year-over-year (YoY). The Port of Los Angeles also recorded a throughput of over 1 million TEUs for the month. These figures demonstrate that import activity remains highly elevated, though the trajectory in the coming months will depend on market demand and broader trade factors.

Asian Port Schedules Remain a Watchpoint: Persistent vessel delays at select Asian loading ports could continue to impact transit times and cargo receipt planning at destination ports.

Rate Developments:

Ocean freight rates from Asia to the North America West Coast in Week 42/2026 rose slightly by 0.37% week-on-week, settling at $8,322/FEU. This rate is up 5.28% month-on-month, according to Xeneta data.

Spot Rates May Remain Elevated in the Short Term: Following Golden Week, spot rates on the route are showing signs of stalling. Developments in the second half of October will depend on booking demand, cargo backlogs, and carrier operational plans. With import volumes sustaining high levels, the rate baseline is likely to remain supported in the near term. However, pricing trends in the coming months will ultimately depend on supply-demand shifts and capacity adjustment strategies.

Potential Capacity Shifts from the Asia-Europe Trade: The return of certain Asia-Europe services to the Suez Canal routing can shorten vessel turnarounds, thereby facilitating the realignment of vessel and equipment deployment within the operational network. Over the next 2–4 months, if a portion of these freed-up resources is reallocated to the Trans-Pacific Eastbound (TPEB) route, operational capacity could swell ahead of the Lunar New Year peak. The magnitude of this impact will depend on individual carrier redeployment plans and the pace of service network adjustments.

Stay tuned to Phaata International Logistics Marketplace for in-depth and fast market updates.

Asia-North America Freight Rates | Week 42/2026 (Photo: Phaata.com)

US Tariff Updates:

1. U.S. Proposes Maritime and Trade Measures Against Spain

FMC Proposes Fees on Spanish-Flagged Vessels: On October 14, 2026, the U.S. Federal Maritime Commission (FMC) announced a proposal to levy a $200,000 fee per port call on Spanish-flagged vessels arriving at U.S. ports, while simultaneously considering import restrictions on specific Spanish commodity groups. This proposal follows an investigation into Spain's refusal to grant port access to certain U.S.-flagged vessels under the Maritime Security Program (MSP) in late 2024, an issue tied to shipments with destinations or origins linked to Israel.

Commodity Groups Under Review: The proposed restricted list includes perfumes and cosmetics; oils and fats; ceramics; stone products; and sugar and confectionery. The exact scope of enforcement will depend on consultation outcomes and subsequent FMC rulings.
Impact on Transport Operations: According to the FMC, the port access dispute has disrupted the operations of MSP vessels in Spain. Several services have had to adjust their routings and utilize alternative transshipment hubs, including Tangier Med in Morocco. These shifts could impact transport orchestration and transit times for related shipments.

Review Timeline: The FMC is currently accepting public comments on the proposed measures, with a submission deadline of December 14, 2026. These proposals do not imply that the supplementary fees or import restrictions are officially in effect yet.

2. U.S. Caps Import Volumes for New IORs on Select Polysilicon Products

Volume Limits on New Importers: According to a notice published on September 24, 2026, certain Importer of Record (IOR) numbers registered with U.S. Customs and Border Protection (CBP) from August 6, 2026, onward are subject to weekly import volume caps for specific polysilicon-related products until December 4, 2026, unless explicitly approved by the Department of Commerce (DOC). The limits are categorized by product group, notably capping solar cells at 2,000 units and solar modules at 55 units per week.

Monitoring Import Volumes: Authorities may review and adjust these limits as necessary to mitigate the risk of inventory stockpiling. The regulation also addresses enforcement against the use of multiple IORs to circumvent these caps.

3. International Postal Declarations: Implementation of Entry Type 13 Delayed

Extended Preparation Window: On October 14, 2026, CBP announced a delay in the mandatory implementation of the new declaration process for international postal shipments, pushing the deadline from October 22, 2026, to January 20, 2027.

Applicable Scope: According to CBP, international postal shipments subject to Section 201, Section 232, or Section 301 tariffs - or those falling under the jurisdiction of federal Partner Government Agencies (PGAs) - must be filed electronically via the Automated Commercial Environment (ACE) system under the Entry Type 13 process if they qualify for informal entry procedures. Shipments that do not qualify may be required to undergo formal entry procedures per standard regulations.

4. U.S.-EU Tariff Agreement: Developments to Monitor

Ongoing Policy Interest: The U.S.-EU trade agreement framework announced in 2025 mandates a 15% tariff on the majority of EU goods falling under the agreement's scope, including automobiles and select industrial goods. Steel and aluminum continue to operate under a separate tariff mechanism. Divergences in trade policy, environmental regulations, and foreign relations are factors that could influence the agreement's execution.

Ukraine Policy and CBAM: Evolving U.S.-Europe relations, including policies regarding Ukraine and the EU's rollout of the Carbon Border Adjustment Mechanism (CBAM), are drawing intense focus within the context of bilateral trade. CBAM could generate additional emissions data requirements and compliance costs for certain goods. However, the specific impact on the tariff agreement remains contingent upon subsequent official decisions and developments.

Tariff Scope: The 15% tariff is not applied uniformly across all products. Actual duty liabilities depend on HS codes, rules of origin, Most Favored Nation (MFN) rates, and sector-specific tariff measures, including those governing steel and aluminum.

3. Asia-Europe Ocean Freight Rates

Supply and Demand:

High Operational Capacity Maintained: In Week 42, carriers continue to maintain high operational capacity on the route. Based on current data, the short-term blank sailing ratio sits at 0%, indicating no sailings have been announced as canceled for this period.

Capacity Adjustment Plans for November: Blank sailing ratios are projected to climb in the coming weeks, rising from 3.6% in the week commencing October 19, to 6.6% the week of November 2, and reaching 13.9% the week of November 9. However, as carriers are actively updating their schedules, actual cancellation rates may fluctuate from current projections.

Suez Canal Rerouting Dynamics:

Suez Transits on the Rise: Container shipping activity via the Suez Canal is flashing signs of recovery. For the week ending October 4, container vessel transits through the canal reached 61, a staggering 154% YoY increase according to provided data. This trend indicates that several services are gradually returning to the Suez routing, although the pace of recovery varies among carriers.

Security and Insurance Risks Remain Critical: The security situation in the Red Sea remains a paramount factor influencing routing decisions. War risk insurance conditions - including the feasibility of securing coverage on short notice - can heavily impact shippers' transport planning.

Potential for Shorter Transit Times: For services that have reverted to the Suez Canal routing, transit times can be significantly reduced compared to the Cape of Good Hope detour. Nevertheless, actual time savings will depend on the specific itinerary, operational schedules, and the overall performance of individual services.

Freight Rate Developments:

Ocean freight rates from Asia to Europe in Week 42/2026 decreased by 2.02% week-on-week, settling at $3,439/FEU. This rate is down 14.50% month-on-month, according to Xeneta data.

Spot Rates Flash Signs of Recovery: The Shanghai Containerized Freight Index (SCFI) on the Asia - North Europe route rebounded after 13 consecutive weeks of decline. Anticipated capacity adjustments in the coming period could help sustain the rate baseline. Regardless, price trajectories will continue to hinge on transport demand, capacity supply, and carriers' execution of planned blank sailings.

Stay tuned to Phaata International Logistics Marketplace for in-depth and fast market updates.

Asia-Europe Freight Rates | Week 42/2026 (Photo: Phaata.com)

4. North America - Asia Ocean Freight Rates

Ocean freight rates from North America (West Coast) to Asia in Week 42/2026 increased by 2.38% week-on-week, reaching $688/FEU. This rate is down 1.71% month-on-month, according to Xeneta data.

North America (West Coast) - Asia freight rates | Week 42/2026 (Photo: Phaata.com)

5. Northern Europe - Asia Ocean Freight Rates

Ocean freight rates from North Europe to Asia in Week 42/2026 increased by 3.43% week-on-week, settling at $241/FEU. This rate is up 1.69% month-on-month, per Xeneta data.

Container Freight rates from Northern Europe to Asia | Week 42/2026 (Photo: Phaata.com)

6. Conclusion and Recommendations from Phaata

In Week 42/2026, the WCI index ticked up 3.08% to $4,485/FEU, signaling a potential recovery in spot container freight rates. Trends across major trade lanes continue to diverge, while shifts in sailing schedules, Suez Canal routings, and U.S. trade policies remain pivotal watchpoints for import-export and logistics enterprises.

Trans-Pacific Route (Asia - North America): U.S. import container volumes remain exceptionally high. According to provided data, September imports hit 2.55 million TEUs, with Chinese-origin cargo jumping 21.2% YoY; the Port of Los Angeles handled over 1 million TEUs for the month. Post-Golden Week, several carriers are deploying Extra Loaders to inject capacity and clear backlogs. USWC spot rates were recorded at $8,322/FEU. Moving forward, businesses should continue monitoring vessel delays at Asian loading ports, as these could impact transit times and receiving schedules during the year-end peak season.

Far East - West Europe Route: The SCFI on the Asia - North Europe route bounced back after 13 straight weeks of decline, while Xeneta data recorded rates at $3,439/FEU. Carriers plan to adjust capacity in November, with blank sailings potentially hitting 13.9% during the week of November 9. These changes could sway operational capacity and rate baselines in the ensuing weeks. Concurrently, container vessel traffic through the Suez Canal spiked 154% YoY, reaching 61 transits during the reported week.

The return of certain services to the Suez could shorten transit times. However, Red Sea security conditions and the complexities of securing war risk insurance must be carefully weighed when selecting transport routes.

U.S. Trade Policy and Customs Procedures:

- FMC Proposal Regarding Spain: The Federal Maritime Commission (FMC) has proposed a $200,000 fee per port call for Spanish-flagged vessels and is reviewing import restrictions on certain commodity groups. As this is currently a proposal and not an enacted ruling, the actual impact will depend on consultation outcomes and subsequent regulatory steps.

- Import Limits on Polysilicon Products: Regulations capping weekly import volumes for certain new Importer of Record (IOR) numbers represent a critical compliance point in the solar energy sector.

- Entry Type 13 Implementation Extension: Pushing the mandatory rollout date to January 20, 2027, provides stakeholders with critical buffer time to audit international postal declaration workflows, perfect documentation, and ready systems for CBP requirements.

- U.S.-EU Tariff Agreement: The 15% tariff applied to the majority of goods under the agreement is a vital factor to incorporate into import cost planning. Developments regarding trade policies and the EU's CBAM should be monitored to assess emerging shifts in costs and compliance mandates.

Recommendations from Phaata

Booking Planning and Schedule Management:

North America Route: For shipments slated to be ready in the latter half of October and throughout November, businesses should strategically time their bookings to align with delivery plans, especially for cargo with rigid deadlines. Given sky-high import volumes and fluctuating schedules at Asian ports, securing confirmed space and departure dates will streamline transport coordination. For U.S.-bound cargo, incorporating buffer time for ocean transit and inland distribution should also be considered based on the specific route, cargo profile, and delivery requirements.

Far East - West Europe Route: Ahead of planned capacity cuts in November, businesses should consult with carriers or forwarders regarding operational schedules and the feasibility of securing space on suitable sailings. For shipments with fixed delivery schedules, booking early and tracking vessel itineraries will provide shippers with greater agility should sailings be altered. For Suez-routed services, businesses must explicitly confirm the intended routing, estimated transit times, and related insurance conditions before selecting the option.

Monitor Trade Policies and Prepare Customs Documentation:

Goods Originating from Spain: Importers dealing with commodity groups potentially falling under the FMC's proposal should track the consultation progress and assess their reliance on Spanish sourcing. Depending on how the situation unfolds, businesses may need to discuss alternative transport or sourcing options with suppliers and logistics partners.

Companies interested in submitting public comments can refer to the FMC's guidelines and deadline, currently set for December 14, 2026.

Polysilicon-Related Products: Importers of solar cells and modules should review their applicable caps based on their IOR and product group before planning upcoming shipments. If a shipment is likely to exceed the limit or fails to meet import conditions, businesses should consult their customs brokers regarding viable solutions, which may include holding goods in a bonded warehouse if permitted under current regulations. For over-limit import needs, businesses should familiarize themselves with the DOC approval procedures and the required documentation.

International Postal Declarations (Entry Type 13): The extension period through January 20, 2027, should be utilized to audit international postal product portfolios, identify items ineligible for informal entry procedures, and determine the appropriate declaration method on the ACE system. Engaging with courier services and customs brokers during this preparatory phase will help businesses align workflows with the new requirements and prevent unwanted disruptions.

Goods Imported from the EU: For EU imports, businesses should continue tracking tax policies by specific HS code and the precise scope of the agreement, rather than assuming a blanket 15% tariff applies universally to all items. Updating cost scenarios and CBAM-related compliance requirements for affected commodity groups will assist businesses in accurately projecting landed costs and refining supply plans accordingly.

Stay tuned to articles on Phaata.com or Phaata fanpage for rapid and in-depth market updates.

Find Freight Rates Here

Find Logistics Companies Here

Source: Phaata.com

Phaata.com
Logistics Marketplace

SVIETNAM'S FIRST INTERNATIONAL LOGISTICS MARKETPLACE

SEARCH - COMPARE - OPTIMIZE LOGISTICS COSTS

1.500+ Logistics Service Providers

20.000+ Quote Requests from Shippers

100.000+ Quotes from Logistics Service Providers

150.000+ Visitors per Month

BENEFITS FOR SHIPPERS / IMPORT-EXPORT COMPANIES

- Easily access many reputable logistics service provider partners.
- Quickly search and compare shipping rates, receive many competitive quotes.
- Reduce logistics costs, increase profits for each shipment.
- Increase value and competitiveness in the global supply chain.
- Connect with the most suitable logistics service providers.

Phaata.com
Logistics Marketplace

5 STEPS TO FIND GOOD SHIPPING RATES ON THE MARKET

1. Access website www.phaata.com
2. Quickly search for shipping rates or Send a quote request
3. Compare the quotes
4. Directly contact logistics service providers
5. Manage and evaluate service providers

Find shipping rates here >>>

Find logistics companies here >>>

Send quote requests to logistics companies here >>>

World container freight rates

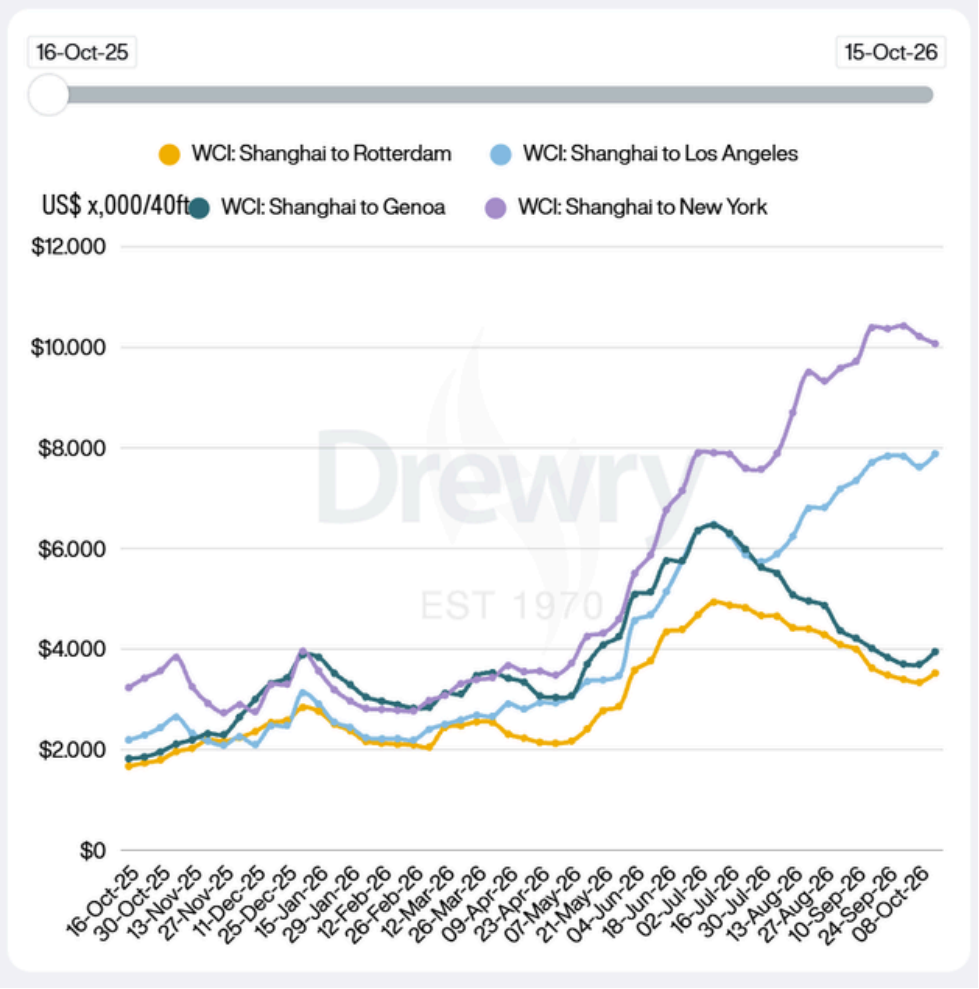

Route	Route code	1 Oct 2026	8 Oct 2026	15 Oct 2026	Weekly change (%)	Annual change (%)
Composite Index	**WCI-COMPOSITE**	**$4,434**	**$4,351**	**$4,485** ▲	**3%**	**166%**
Shanghai - Rotterdam	WCI-SHA-RTM	$3,399	$3,337	$3,522 ▲	6%	111%
Rotterdam - Shanghai	WCI-RTM-SHA	$613	$628	$639 ▲	2%	41%
Shanghai - Genoa	WCI-SHA-GOA	$3,702	$3,696	$3,945 ▲	7%	117%
Shanghai - Los Angeles	WCI-SHA-LAX	$7,835	$7,624	$7,884 ▲	3%	259%
Los Angeles - Shanghai	WCI-LAX-SHA	$791	$806	$833 ▲	3%	17%
Shanghai - New York	WCI-SHA-NYC	$10,428	$10,220	$10,075 ▼	-1%	211%
New York - Rotterdam	WCI-NYC-RTM	$1,118	$1,106	$1,130 ▲	2%	34%
Rotterdam - New York	WCI-RTM-NYC	$3,116	$3,091	$3,075 ▼	-1%	71%

Source: Drewry Supply Chain Advisors

Update on featured market news

Shipping Market at a Cyclical Peak? A Look Across Major Segments

Freight rates and vessel values remain elevated, but supply-side pressures are building. The container shipping market may be entering a period of weakening, while dry bulk remains relatively balanced and tanker markets continue to be heavily influenced by geopolitical developments.

See article details here >>>

Around 12% of Global Containership Capacity Affected by Port Congestion

Around 12% of global containership capacity is currently affected by port congestion, the highest level in four years, as schedule disruptions and vessel bunching reduce the effective capacity available to shippers.

See article details here >>>

COSCO SHIPPING Holdings Expands Asia-Pacific Service Network

COSCO SHIPPING Holdings is reinforcing its regional footprint across the Asia-Pacific through synchronized service rollouts across its dual liner brands, COSCO SHIPPING Lines and OOCL, integrating new feeder loops, hinterland intermodal corridors, and AI-driven digital tools.

See article details here >>>

MSC and ONE to Continue Ipanema Service Under New VSA from April 2027

MSC and Ocean Network Express (ONE) will continue operating the Ipanema service connecting Asia and the East Coast of South America under a new vessel sharing agreement (VSA) from April 2027, following Hapag-Lloyd's withdrawal from the existing agreement.

See article details here >>>



Ocean Shipping Disruptions and Tariff Uncertainties Drive Incremental Air Freight Demand in Q4

Persistent maritime bottlenecks alongside looming tariff shifts could trigger an ocean-to-air modal shift through the fourth quarter, as high-tech hardware, semiconductors, and year-end retail volumes place added strain on key Asian export gateways, according to Dimerco.

See article details here >>>

ClarkSea Index Sets Fifth Consecutive Record as Daily Vessel Earnings Reach $84,951

The ClarkSea Index rose 12% in a week to $84,951 per day, setting a new record for the fifth consecutive week. Earnings in the crude tanker segment surged, while other shipping segments posted mixed results.

See article details here >>>

Ship Recycling Activity Drops to More Than 50-Year Low as Global Fleet Faces Rapid Aging

Demolition volumes have hovered at multi-decade lows for five consecutive years, allowing more than 340 million GT of commercial tonnage to cross the 20-year threshold as lucrative trading earnings keep aging ships at sea.

See article details here >>>

Mega-Container Vessels Return to the Suez Canal Despite Persistent Red Sea Risks

Despite ongoing maritime security concerns across the Red Sea, the number of ultra-large container vessels transiting the Suez Canal surged to 166 ships in the third quarter of 2026. Drewry notes that this pivot is driven not merely by voyage economics, but by broader network optimization and fleet capacity utilization.

See article details here >>>



Port of Oakland Signals Recovery as September Container Throughput Rises 5.4%

The Port of Oakland handled 188,517 TEU in September 2026, up 5.4% year on year, supported by growth in both import and export container volumes. However, cumulative throughput for the first nine months of the year remained down 3.5%.

See article details here >>>

Strait of Hormuz Sees Further Attacks as Two Commercial Vessels Sink

Fresh attacks in the Strait of Hormuz have left two commercial vessels sunk and three container ships linked to AD Ports Group attacked or damaged. The International Maritime Organization (IMO) has recorded a total of 113 maritime incidents in the region since the conflict began.

See article details here >>>

Port of Rotterdam Container Throughput Remains Nearly Flat as Transshipment Volumes Fall 20%

Container throughput at the Port of Rotterdam was largely unchanged year on year in the first nine months of 2026. Transshipment volumes fell 20%, while container flows to and from the European hinterland continued to grow.

See article details here >>>

Hapag-Lloyd to Adjust Six Asia–Europe Services Under Gemini Cooperation from November 2026

From November 2026, Hapag-Lloyd will revise six Far East–Europe services under the Gemini Cooperation, including the Asia South Europe 5 (SE5) service connecting Asia with the Western Mediterranean. The changes will also involve adjustments to port rotations across the Mediterranean and Northern Europe.

See article details here >>>

International time charter rates

- **Dry bulk time charter rates**

ALIBRA Shipping Limited

Updated Weds 14/10/2026

DRY BULK TIME CHARTER ESTIMATES ($/pdpr)

PERIOD	4/6 MOS		1 YR		2 YR	
SIZE	ATL	PAC	ATL	PAC	ATL	PAC
HANDY (38k dwt)	— 22,250	▼ 17,500	— 20,500	— 16,500	— 18,000	— 15,000
SMAX/ULTRA	— 23,000	— 22,500	— 20,000	— 21,000	— 19,000	— 18,000
PANA/KMAX	— 26,500	▼ 20,000	▲ 23,000	— 20,000	— 19,000	— 18,000
CAPESIZE	▼ 50,000	— 36,500	— 41,000	— 35,000	▼ 34,000	▼ 30,000

Source: Alibra Shipping Limited

- **Tanker time charter rates**

ALIBRA Shipping Limited

Updated Weds 14/10/26

* Eco tonnage with Scrubber fitted

TANKER TIME CHARTER ESTIMATE ($/pdpr)

SIZE	1 YEAR	2 YEAR	3 YEAR *	5 YEAR *
HANDY	— 34,000	— 28,500	— 23,500	— 21,000
MR IMO3	— 39,000	— 32,500	— 27,500	— 26,000
LR1	▲ 60,000	▲ 45,000	— 39,500	— 35,000
LR2	▲ 95,000	— 75,000	— 57,500	— 45,000
AFRA (115k dwt)	▲ 97,500	— 75,000	— 57,500	— 45,000
SUEZ	▲ 170,000	▲ 95,000	— 85,000	— 65,000
VLCC	▲ 285,000	— 185,000	— 115,000	— 85,000

Source: Alibra Shipping Limited

COSCO SHIPPING LINES VIETNAM

Address: 5 Ho Bieu Chanh, Ward 12, Phu Nhuan, Ho Chi Minh City
TEL.: 84.8.38290000 FAX: 84.8. 35208111
Booking Team: **sgn.atd.cus@coscon.com**

Download full sailing schedule

1. HO CHI MINH / BA RIA VUNG TAU > KAOHSIUNG > LONG BEACH (SEA Direct service)

VESSEL NAME	COMMON VOYAGE	BA RIA VUNG TAU (TCTT)		KAOHSIUNG		LONG BEACH (LGB08)	
		ETB	ETD	ETB	ETD	ETB	ETD
		THU	FRI	FRI	FRI	FRI	MON
		0:00	16:00	1:30	19:30	15:30	17:00
OOCL VIOLET	012E	1-Oct	2-Oct	9-Oct	9-Oct	23-Oct	29-Oct
		BLANK SAILING					
COSCO SHIPPING PANAMA	007E	15-Oct	16-Oct	23-Oct	23-Oct	6-Nov	12-Nov
COSCO SHIPPING YANGPU	010E	22-Oct	23-Oct	30-Oct	30-Oct	13-Nov	19-Nov
CSCL INDIAN OCEAN	080E	29-Oct	30-Oct	6-Nov	6-Nov	20-Nov	26-Nov
OOCL BAUHINIA	015E	5-Nov	6-Nov	13-Nov	13-Nov	27-Nov	4-Dec

2. HO CHI MINH / BA RIA VUNG TAU > LOS ANGELES > OAKLAND (SEA2 Direct service)

VESSEL NAME	COMMON VOYAGE	BA RIA VUNG TAU (GML)		LOS ANGELES		OAKLAND	
		ETB	ETD	ETB	ETD	ETB	ETD
		SAT	SUN	MON	FRI	MON	WED
		3:00	3:00	17:00	18:00	7:00	9:00
APL DANUBE	MTE080E19	3-Oct	4-Oct	26-Oct	30-Oct	2-Nov	4-Nov
APL DUBLIN	MTE0A0E19	10-Oct	11-Oct	2-Nov	6-Nov	9-Nov	11-Nov
CMA CGM LA TRAVIATA	MTE0C0E19	17-Oct	18-Oct	9-Nov	13-Nov	16-Nov	18-Nov
COSCO ENGLAND	MTE0E0E19	24-Oct	25-Oct	16-Nov	20-Nov	23-Nov	25-Nov
ERVING	MTE0G0E19	31-Oct	1-Nov	23-Nov	27-Nov	30-Nov	2-Dec
CMA CGM AMAZON	MTE0I0E19	7-Nov	8-Nov	30-Nov	4-Dec	7-Dec	9-Dec

3. HO CHI MINH / BA RIA VUNG TAU > XIAMEN > LONG BEACH (AAC Direct service)

VESSEL NAME	COMMON VOYAGE	BA RIA VUNG TAU (CMP06)		XIAMEN (XMN09)		LONG BEACH (LGB01)	
		ETB	ETD	ETB	ETD	ETB	ETD
		TUE	WED	MON	TUE	THU	MON
		0:00	2:00	13:00	13:00	18:00	22:00
CSCL SOUTH CHINA SEA	085E	2-Oct	4-Oct	12-Oct	13-Oct	29-Oct	2-Nov
COSCO SHIPPING DENALI	056E	9-Oct	11-Oct	19-Oct	20-Oct	5-Nov	9-Nov
CSCL YELLOW SEA	073E	16-Oct	18-Oct	26-Oct	27-Oct	12-Nov	16-Nov
CSCL BOHAI SEA	080E	23-Oct	25-Oct	2-Nov	3-Nov	19-Nov	23-Nov
BLANK SAILING							
BLANK SAILING							
CSCL SOUTH CHINA SEA	086E	13-Nov	15-Nov	23-Nov	24-Nov	10-Dec	14-Dec

4. HO CHI MINH / BA RIA VUNG TAU > SAVANNAH > NEW YORK > NORFOLK > CHARLESTON (AWE3 Direct service)

VESSEL NAME	COMMON VOYAGE	BA RIA VUNG TAU (CMP08)		SAVANNAH		NEW YORK		NORFOLK		CHARLESTON	
		ETB	ETD	ETB	ETD	ETB	ETD	ETB	ETD	ETB	ETD
		SUN	MON	MON	WED	FRI	SUN	MON	WED	FRI	SAT
EVER MERCY	1380E	04 Oct	05 Oct	16 Nov	18 Nov	20 Nov	22 Nov	23 Nov	25 Nov	OMIT	
EVER MAGI	1381E	11 Oct	12 Oct	23 Nov	25 Nov	27 Nov	29 Nov	30 Nov	02 Dec	OMIT	
EVER MAGNA	1382E	18 Oct	19 Oct	30 Nov	02 Dec	04 Dec	06 Dec	07 Dec	09 Dec	OMIT	
EVER MODEL	1383E	25 Oct	26 Oct	07 Dec	09 Dec	11 Dec	13 Dec	14 Dec	16 Dec	OMIT	

5. HO CHI MINH / BA RIA VUNG TAU > > HONGKONG > SHANGHAI > NEW YORK > SAVANNAH > CHARLESTON (AWE4 Direct service)

VESSEL NAME	COMMON VOYAGE	BA RIA VUNG TAU (CMP06)		XIAMEN (XMN09)		SHANGHAI (SHA08)		NEW YORK		SAVANNAH		CHARLESTON	
		ETB	ETD	ETB	ETD	ETB	ETD	ETB	ETD	ETB	ETD	ETB	ETD
		SUN	MON	MON	TUE	WEN	THU	TUE	FRI	SUN	TUE	WEN	THU
OOCL LAVENDER	004E	11 Oct	12 Oct	19 Oct	20 Oct	21 Oct	22 Oct	17 Nov	20 Nov	22 Nov	24 Nov	25 Nov	26 Nov
OOCL POLAND	061E	18 Oct	19 Oct	26 Oct	27 Oct	28 Oct	29 Oct	24 Nov	27 Nov	29 Nov	01 Dec	02 Dec	03 Dec
OOCL SUNFLOWER	011E	25 Oct	26 Oct	02 Nov	03 Nov	04 Nov	05 Nov	01 Dec	04 Dec	06 Dec	08 Dec	09 Dec	10 Dec

ABOVE SAILING SCHEDULE IS SUBJECT TO CHANGE WITH / WITHOUT PRIOR NOTICE.

Source: COSCO SHIPPING LINES VIETNAM

NEW SITC VIET NAM

Address: Floor 16, THE METT Building, No. 15 Tran Bach Dang, An Khanh Ward, Ho Chi Minh City
TEL.: 028-54047415
Website: www.sitcline.vn

Download full sailing schedule

1.HO CHI MINH(CATLAI) > TOKYO> YOKOHAMA > KAWASAKI > NAGOYA (VTV6 Direct service)

VESSEL	VOY	ETD HCM Wednesday	TOKYO	YOKOHAMA	KAWASAKI	NAGOYA
			THU	FRI	SAT	SUN
			8 days	9 days	10 days	11 days
SITC SHANGHAI	2621N	7-Oct	15-Oct	16-Oct	17-Oct	18-Oct
SITC KEELUNG	2623N	14-Oct	22-Oct	23-Oct	24-Oct	25-Oct
SITC JUNDE	2621N	21-Oct	29-Oct	30-Oct	31-Oct	1-Nov
SITC SHANDONG	2621N	28-Oct	5-Nov	6-Nov	7-Nov	8-Nov
SITC SHANGHAI	2623N	4-Nov	12-Nov	13-Nov	14-Nov	15-Nov

2. HO CHI MINH(CAT LAI) > NANSHA > LIANYUNGANG > QINGDAO (VTX5 Direct service)

VESSEL	VOY	ETD HCM WED	NANSHA	LIANYUNGANG	QINGDAO
			SAT	MON	WED
			3 days	12 days	14 days
SITC XIN	2623N	7-Oct	10-Oct	19-Oct	21-Oct
ZHONG GU NAN HAI	2639N	14-Oct	17-Oct	26-Oct	28-Oct
SITC HAINAN	2625N	21-Oct	24-Oct	2-Nov	4-Nov
ASL TAIPEI	2641N	28-Oct	31-Oct	9-Nov	11-Nov
SITC XIN	2625N	4-Nov	7-Nov	16-Nov	18-Nov

3. PHUOC AN >XIAMEN > TIANJIN > QUINGDAO (CBX2N Direct service)

VESSEL	VOY	ETD HCM THU	XIAMEN	TIANJIN	QINGDAO
			MON	SAT	MON
			4 days	09 days	11 days
SITC SHENGMING	2613N	1-Oct	5-Oct	10-Oct	12-Oct
SITC QIUMING	2613N	8-Oct	12-Oct	17-Oct	19-Oct
SITC YUANMING	2615N	15-Oct	19-Oct	24-Oct	26-Oct
SITC HUIMING	2613N	22-Oct	26-Oct	31-Oct	2-Nov
SITC CHANGMING	2615N	29-Oct	2-Nov	7-Nov	9-Nov

4. HO CHI MINH (PHUOC AN) > QINZHOU > NANSHA > SHEKOU (CVM.N Direct service)

VESSEL	VOY	ETD HCM SUN	QINZHOU	NANSHA	SHEKOU
			WED	FRI	SAT
			3 days	5 days	6 days
SITC HAKATA	2623N	4-Oct	7-Oct	9-Oct	10-Oct
SITC RIZHAO	2627N	11-Oct	14-Oct	16-Oct	17-Oct
ORIENTAL BRIGHT	2628N	18-Oct	21-Oct	23-Oct	24-Oct
SITC HAKATA	2625N	25-Oct	28-Oct	30-Oct	31-Oct
SITC RIZHAO	2629N	1-Nov	4-Nov	6-Nov	7-Nov
ORIENTAL BRIGHT	2630N	8-Nov	11-Nov	13-Nov	14-Nov

5. HO CHI MINH (CATLAI) > HAKATA > OSAKA > KOBE (VTV5 Direct service)

VESSEL	VOY	ETD HCM Wed	HAKATA	OSAKA	KOBE
			WED	THU	FRI
			7 days	8 days	9 days
SITC XIN	2623N	7-Oct	14-Oct	15-Oct	16-Oct
ZHONG GU NAN HAI	2639N	14-Oct	21-Oct	22-Oct	23-Oct
SITC HAINAN	2625N	21-Oct	28-Oct	29-Oct	30-Oct
ASL TAIPEI	2641N	28-Oct	4-Nov	5-Nov	6-Nov
SITC XIN	2625N	4-Nov	11-Nov	12-Nov	13-Nov

ABOVE SAILING SCHEDULE IS SUBJECT TO CHANGE WITH / WITHOUT PRIOR NOTICE.

Source: NEW SITC VIETNAM

INDOCHINA AIR CARGO AGENCY COMPANY LIMITED (IDAC CO., LTD)
Addreess: 9th Floor, 39B Truong Son Street, Tan Son Nhat Ward, Ho Chi Minh City, Vietnam
Phone: +84-28-73022866 | Email: Info@indochinaaircargo.com

Global GSSA & Aviation Services | IATA code: 37300610001

1. GARUDA INDONESIA (GA) - Prefix code: 126

*PIC: **Ms.Đan Phương** - 0938 927 998 - phuong.ttd@indochinaaircargo.com*

Origin	Destination		Flight No	Departure times	Arrival times	Frequency	Aircraft Type
SGN	CGK	Jakarta	GA 823	7:25	8:20	Daily	A333
SGN	CGK	Jakarta	GA 825	9:35	10:35	Daily	A333
SGN	CGK	Jakarta	GA 829	13:00	14:00	Daily	A333
SGN	CGK	Jakarta	GA 833	15:45	16:45	Daily	A333
SGN	CGK	Jakarta	GA 837	19:45	20:40	Daily	A333
SGN	CGK	Jakarta	GA 839	21:45	22:45	Daily	A333
DPS	SYD	Sydney	GA 714	23:25	7:10	Daily	A333
CGK	SYD	Sydney	GA 712	23:55	9:45	Daily	A333
CGK	MEL	Melbourne	GA 716	1:55	11:15	Daily	A333
DPS	MEL	Melbourne	GA 718	22:05	5:30	Daily	A333
CGK	AMS	Amsterdam	GA 088	22:00	7:50	Th-Fr-Su	B777
CGK	JED	Jeddah	GA 980	11:50	17:40	Daily	A333
CGK	JED	Jeddah	GA 982	15:55	21:45	Daily	A333
CGK	JED	Jeddah	GA 990	8:45	14:35	Daily	A333
CGK	JED	Jeddah	GA 992	6:45	12:35	Daily	A333

2. PHILIPINNE AIRLINES (PR) - Prefix code: 079

*PIC: **Ms.Chinh** - 0909 523 986 - chinh@indochinaaircargo.com*

Origin	Destination		Flight No	Departure times	Arrival times	Frequency	Aircraft Type
SGN	MNL	Manila	PR 592	9:35	13:30	Mo-Tu-We-Th-Sa	A321/B777
SGN	MNL	Manila	PR 598	15:45	19:45	We-Fr-Su	A321/B777
SGN	CEB	Cebu	PR 588	1:55	06:05	Mo-Th-Sa	A321
MNL	LAX	Los Angeles	PR 112	11:10	8:55	Daily	B777
MNL	LAX	Los Angeles	PR 102	22:20	20:05	Daily	B777
MNL	JFK	New York	PR 126	20:10	23:55	Tu-Th-Sa	B777
MNL	SFO	San Francisco	PR 104	23:10	20:30	Daily	B778
MNL	YVR	Vancouver	PR 116	20:20	16:55	Daily	B777
MNL	YYZ	Toronto	PR 118	20:10	23:10	We-Fr-Su	B777
MNL	SEA	Seattle	PR 124	22:40	19:40	Tu-We-Th-Fr-Su	B777

3. VIETJET AIR CARGO (VJ) - Prefix code: 978

*PIC: **Ms.Đan Phương** - 0938 927 998 - phuong.ttd@indochinaaircargo.com*

Origin	Destination		Flight No	Departure times	Arrival times	Frequency	Aircraft Type
SGN	SIN	Singapore	VJ 813	6:50	10:15	Daily	A321
SGN	SIN	Singapore	VJ 811	8:50	12:05	Daily	A321
SGN	SIN	Singapore	VJ 815	12:10	15:15	Daily	A321
SGN	DEL	Delhi	VJ 895	19:00	22:50	Mo-We-Th-Su	A330
SGN	BOM	Mumbai	VJ 883	19:25	23:40	Tu-Th-Sa-Su	A330
SGN	MEL	Melbourne	VJ 81	11:05	23:35	Daily	A330
SGN	SYD	Sydney	VJ 85	19:30	8:05	Daily	A330
SGN	BNE	Brisbane	VJ 83	10:40	22:10	Mo-We-Th-Fr-Sa	A330
SGN	PER	Perth	VJ 91	0:55	8:50	Mo-Th-Sa	A321

ABOVE FLIGHT SCHEDULE IS SUBJECT TO CHANGE WITH / WITHOUT PRIOR NOTICE.

Source: IDAC CO., LTD

LEGEND
CARGO LOGISTICS
Weekly LCL Service
HCM – TORONTO / MONTREAL
Launching: Canada Consol Service. Connecting Vietnam & Canada with Care.
FREQUENCY: THURSDAY
CARRIER: ONE
TRANSIT TIME: 31 DAYS
SALES CONTACT
+84 28 3636 8181
Pricing@legendcargo.com.vn

Compass® LOGISTICS CO., LTD
Since 2010
HCM - ASIA - MIDDLE EAST - RED SEA
FCL - LCL - AIR
lucas@compass.vn
+84 935 222 522

INTERLOG
SUPPLY CHAIN INNOVATOR
GO GLOBAL
A NEW ERA E-COMMERCE
Comprehensive ALL-IN-ONE FULFILLMENT solution for businesses to reach new heights
OPTIMIZE COSTS
SAFE AND FLEXIBLE
DIVERSE SERVICES
Fulfillment services
Warehousing services
Ms.Hien: 0828 725 586 - Mr. Loc Phat: 0325 894 994

Disclaimer

This report is written by Phaata International Logistics Marketplace. The report is based on information collected from sources that Phaata considers to be reliable, however, Phaata is not responsible for the accuracy and completeness of this information.

The opinions and views in the report represent the opinions of the research and analysis team at the time of writing the report. These opinions may change without prior notice.

The report is intended for reference purposes only for Phaata users who are shippers, import-export businesses, and transportation and logistics companies. Everyone has the right to decide and bear the risk in using the information and referring to the opinions in the report. Phaata disclaims any direct or indirect damages arising from the use of this report.

© 2025 Phaata Co., Ltd.

PHAATA COMPANY LIMITED
Address: No.10 Park 4, The Peak Garden Villa, 600 Nguyen Luong Bang Street, Tan My Ward, Ho Chi Minh City, Vietnam
Phone: +84 08 9669 8366
Email: contact@phaata.com
Website: www.phaata.com

PHAATA - VIETNAM'S FIRST INTERNATIONAL LOGISTICS MARKETPACE
>> ***Find Better Freight Rates & Logistics Service Providers***